

TWISTER

**Futura TWISTER are compatible
with Esco SuperV® teeth and adapters**

FUTURA TWISTER, Dientes y Portadientes
compatibles con Esco SuperV®



Compatibility Compatibilidad



Teeth compatibility
FUTURA TWISTER teeth fit on your current Super V® adapters

Los dientes FUTURA TWISTER pueden ir montados sobre sus portadientes actuales Esco Super V®



Adapters and Weld on Noses:
FUTURA TWISTER adapters are suitable to be used with Esco Super V® teeth

Los dientes Esco Super V® pueden montarse sobre portadientes y narices soldables FUTURA TWISTER



Complete system featuring teeth, adapters, weld-on noses and pins. Sizes 130 to 810. TWISTER teeth, adapters and pins are suitable to be used with Esco Super V® parts.

Sistema compuesto de diente, portadiente y pasador. Variedad de diseños. Gama completa de tamaños: tallas de la 130 a la 810. Sistema compatible con Esco Super V®

	130	170	190	230	290	330	390	430	510	590	610	690	710	810
STANDARD	5,9	8,7	11,5	16,7	25,0	33,8	46,9	63,6	81,2	103,7	144,1	248,4	345,1	
HD	4,5	6,8	8,9	12,9	19,5	25,0	33,4	46,9	63,6	81,2	103,7	136,4	211,3	
ST/HD	4,4	7,1	10,0	15,7	21,7	29,4	39,9	53,3	67,4	88,8	119,9	188,0	270,5	402,2
EXTRA HD	3,4	5,4	7,6	12,0	16,3	22,1	30,2	39,9	53,3	67,4	88,8	129,9	188,0	275,2
ST/HD									62,2	82,9	110,0	161,1	218,5	334,5
EXTRA HD									48,6	62,2	82,9	120,4	161,1	231,9
	LIGHT CONSTRUCTION CONSTRUCCIÓN LIGERA			CONSTRUCTION CONSTRUCCIÓN			HEAVY CONSTRUCTION CONSTRUCCIÓN PESADA			MINING MINERÍA				

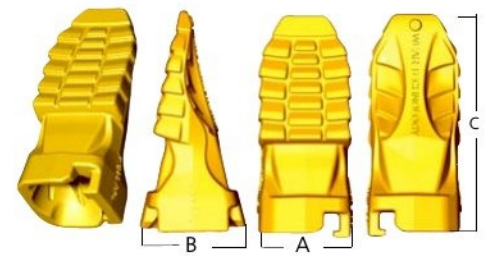

TWISTER

KEY TO PART NUMBERS
CODIFICACIÓN REFERENCIAS

F	T	33	0	R	P	L
BRAND MARCA	TYPE TIPO	SIZE TAMAÑO	VERSION VERSIÓN	ROCK ROCA	PENETRATION PENETRACIÓN	LIGHT LIGERO

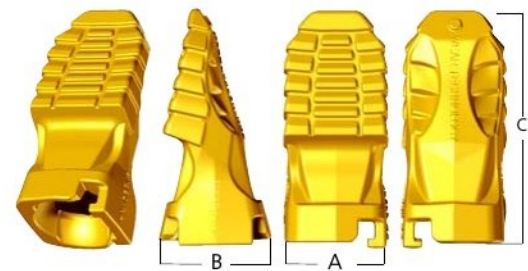

SYL	F	S	RPL	RP	RPHD	I	TL	VTL	WTL	RC	
FT130 SYL		FT130 S					FT130 TL		FT130 WTL		130
FT170 SYL		FT170 S	FT170 RPL				FT170 TL		FT170 WTL		170
FT190 SYL		FT190 S	FT190 RPL				FT190 TL		FT190 WTL		190
FT230 SYL	FT230 F	FT230 S	FT230 RPL			FT230 I	FT230 TL		FT230 WTL		230
FT290 SYL	FT290 F	FT290 S	FT290 RPL			FT290 I	FT290 TL		FT290 WTL		290
FT330 SYL	FT330 F	FT330 S		FT330 RP		FT330 I	FT330 TL		FT330 WTL	FT330 RC	330
	FT390 F	FT390 S		FT390 RP		FT390 I	FT390 TL		FT390 WTL	FT390 RC	390
FT430 SYL	FT430 F	FT430 S		FT430 RP		FT430 I	FT430 TL		FT430 WTL	FT430 RC	430
TWISTER DUO	FT510 F	FT510 S		FT510 RP		FT510 I		FT510 VTL	FT510 WTL	FT510 RC	510
		FT590 S		FT590 RPHD		FT590 I		FT590 VTL	FT590 WTL	FT590 RC	590
		FT610 S		FT610 RPHD		FT610 I		FT610 VTL	FT610 WTL	FT610 RC	610
		FT690 S		FT690 RPHD		FT690 I		FT690 VTL		FT690 RC	690
				FT710 RPHD		FT710 I		FT710 VTL		FT710 RC	710
						FT810 I		FT810 VTL		FT810 RC	810

RPL Rock Penetration Light Penetración Roca Light



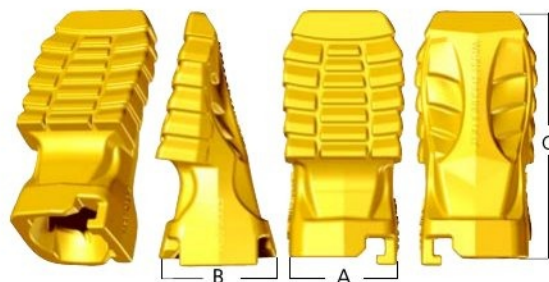

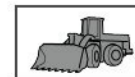
mm.			REF	Cross Ref	Image 1	Image 2	Image 3	Image 4	Image 5	Image 6	Image 7	Image 8	
A	B	C											
66 2,60"	70 2,76"	157 6,18"	1,50 330	FT170 RPL	V17TYL SD1CE	FT1317 PN	FT170 FL	FT170 BL	-	-	-	FT170 WN	170
80 3,15"	96 3,78"	191 7,52"	2,90 6,39	FT190 RPL	V19TY SD3CE	FT1923 PN	FT190 FL	FT190 BL	-	-	-	FT190 WN	190
90 3,54"	107 4,21"	213 8,39"	4,30 9,48	FT230 RPL	V23TY SD4CE	FT1923 PN	FT230 FL	FT230 BL	-	FT230-25 BO16 FT230-30 BO16	FT230-25 BOC23 FT230-30 BOC19	FT230 WN	230
102 4,02"	116 4,57"	241 9,49"	6,00 13,23	FT290 RPL	V29TYL SD5CE	FT290 PN	FT290 FL	-	FT290 LD	FT290-35 BO16 FT290-40 BO16	FT290-35 BOC23 FT290-40 BOC23	FT290 WN	290

RP Rock Penetration Penetración Roca



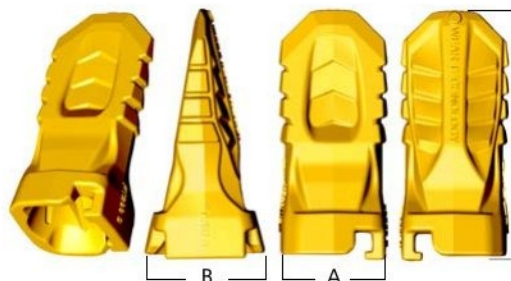
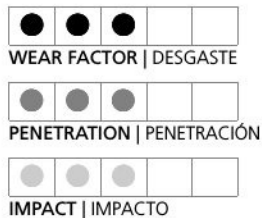
mm.			REF	Cross Ref	Image 1	Image 2	Image 3	Image 4	Image 5	Image 6	Image 7
A	B	C									
114 4,49"	126 4,96"	276 10,87"	10,00 330	FT330 RP	V33AD SD7SA	FT330 PN	FT330 FL	FT330 LD	FT330-B22 LD/LH/RH	FT330 WN	330
128 5,04"	143 5,63"	312 12,28"	15,50 34,17	FT390 RP	V39AD SD8SA	FT390 PN	-	FT390 LD/LH/RH	FT390 WN	390	
144 5,67"	157 6,18"	336 13,23"	20,20 44,53	FT430 RP	V43AD SD9SA	FT430 PN	FT430 FL	FT430 LD/LH/RH FT430-B22 LD/LH/RH FT430-60B22/LH/RH	FT430 WN	430	
151 5,94"	165 6,50"	363 14,29"	27,10 59,74	FT510 RP	V39AD SD10SA	FT510 PN	-	FT510 LD/LH/RH FT510-B22 LD/LH/RH	FT510 WN	510	

RPHD Rock Penetration HD Penetración Roca Trabajos Pesados



mm.			KG	REF	Cross Ref	[Image]	[Image]	[Image]	[Image]
A	B	C							
170 6,69"	181 7,13"	412 16,22"	43,00 94,80	FT590 RPHD	V59AR	FT590 PN	FT590-B22 LD/LH/RH FT590-60B22 LD/LH/RH	FT590 WN	590
207 8,15"	202 7,95"	425 16,73"	47,10 103,84	FT610 RPHD	V61ARL	FT610 PN	FT610 LD(LH/RH)	FT610 WN	610
213 8,39"	219 8,62"	482 18,98"	64,00 141,09	FT690 RPHD	V69ARL	FT690 PN	FT690 LD/LH/RH	FT690 WN	690
261 10,28"	249 9,80"	513 20,20"	89,20 196,65	FT710 RPHD	V71ARL	FT710 PN	FT710 LD/LH/RH	FT710 WN	710

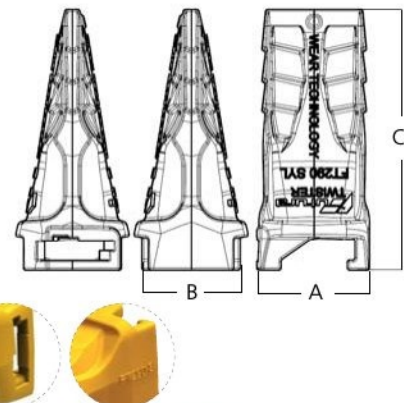


S Standard Standard



mm.			KG	REF	Cross Ref	[Image]	[Image]	[Image]	[Image]	[Image]	[Image]	[Image]	[Image]	[Image]
A	B	C												
55 2,17"	67 2,64"	120 4,72"	1,0 2,20	FT130 S	V13SYL SDMTLR	FT1317 PN	FT130	FT130 FL	FT130 BL	-	-	-	-	130
65 2,56"	69 2,72"	156 6,14"	1,5 3,31	FT170 S	V17SYL SD1TLR		FT170	FT170 FL	FT170 BL	-	-	-	-	170
80 3,15"	96 3,78"	187 7,36"	3,3 7,28	FT190 S	V19SYL SD3TLR	FT1923 PN	FT190	FT190 FL	FT190 BL	-	-	-	-	190
90 3,54"	107 4,21"	210 8,27"	4,3 9,48	FT230 S	V23SYL SD4TLR	FT1923 PN	FT230	FT230 FL	FT230 BL	-	FT230-25 BO16 FT230-30 BO16	FT230-25 BOC23 FT230-30 BOC19	-	230
102 4,02"	116 4,57"	238 9,37"	6,2 13,67	FT290 S	V29SYL SD5TLR	FT290 PN	FT290	FT290 FL		FT290	FT290-35 BO16 FT290-40 BO16	FT290-35 BOC23 FT290-40 BOC23	-	290
111 4,37"	126 4,96"	262 10,31"	8,0 17,64	FT330 S	V33SYL SD7TLR	FT330 PN	FT330	FT330 FL		FT330	FT330-B22	-	-	330
128 5,04"	143 5,63"	294 11,57"	11,8 26,01	FT390 S	V39SYL SD8TLR	FT390 PN	FT390	-		FT390	-	-	-	390
140 5,51"	157 6,18"	326 12,83"	15,9 35,05	FT430 S	V43SYL SD9TLR	FT430 PN	FT430	FT430 FL		FT430	FT430-B22 FT430-60B22	-	-	430
152 5,98"	165 6,50"	374 14,72"	19,9 43,87	FT510 S	V51SYL SD10TLR	FT510 PN	FT510	-		FT510	FT510-B22	-	FT510 C	510
165 6,50"	178 7,01"	402 15,83"	26,3 57,98	FT590 S	V59SYL SD11TLR	FT590 PN	FT590	-		FT590	FT590-B22 FT590-60B22	-	FT590 C	590
172 6,71"	184 7,24"	360 14,11"	31,5 69,44	FT610 S	V61SYL	FT610 PN	FT610	-		FT610	-	-	FT610 C FT610 CST	610
210 8,27"	219 8,62"	431 16,97"	40,7 89,73	FT690 S	V69SYL	FT690 PN	FT690	-		FT690	FT690-90	-	FT690 C FT690 CST	690

Theoretical weights, subject to variations Pesos teóricos, sujetos a variaciones | Super V® is a registered trademark of Esco Corporation. Manufacturer's names, descriptions, pictures and part numbers are used for reference purposes only. Super V® marca registrada de Esco Corporation. Los nombres, descripciones, ilustraciones y referencias de otras marcas se utilizan a modo de referencia.

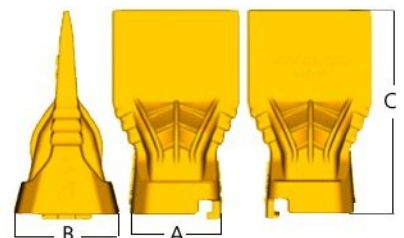

SYL Symmetric Simétrico



TWISTER DUO

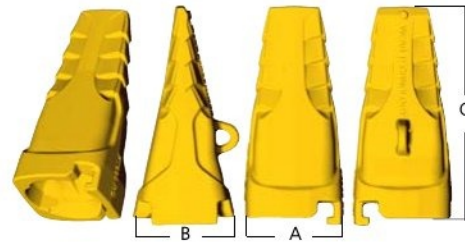
mm.				REF	Cross R.									C
A	B	C												
59 2,32"	54 2,13"	118 4,65"	0,80 1,76	FT130 SYL V13SYL	FT1317 PN-HL FT1317 PN	FT130		FT130 BL	FT130 FL	-	-	FT130 WN	130	
68 2,68"	62 2,44"	135 5,31"	1,40 3,1	FT170 SYL V17TYL	FT1317 PN-HL FT1317 PN	FT1317 PN-HL		FT170 BL	FT170 FL	-	-	FT170 WN	170	
80 3,15"	88 3,46"	183 7,20"	2,50 5,51	FT190 SYL V19SYL	FT1923 PN-HL FT1923 PN	FT190		FT190 BL	FT190 FL	-	-	FT190 WN	190	
91 3,58"	92 3,62"	209 8,23"	3,46 7,6	FT230 SYL V23SYL	FT1923 PN-HL FT1923 PN	FT230 FT230-30		FT230 BL	FT230 FL	FT230-25 BO16 FT230-30 BO16	FT230-25 BOC23 FT230-30 BOC19	FT230 WN	230	
104 4,09"	104 4,09"	240 9,45"	5,80 12,8	FT290 SYL V29SYL	FT2933 PN-HL FT290 PN	FT290 FT290-35		FT290 FL	FT290-35 BO16 FT290-40 BO16	FT290-35 BOC23 FT290-40 BOC23	FT290 WN	290		
114 4,49"	113 4,45"	261 10,28"	6,90 15,2	FT330 SYL V33SYL	FT2933 PN-HL FT330 PN	FT330		FT330 FL	-	-	FT330 WN	330		
128 5,04"	130 5,12"	288 11,34"	10,80 23,8	FT390 SYL V29SYL	FT390 PN-HL FT390 PN	FT390		FT390 WN				390		
144 5,67"	146 5,75"	325 12,80"	14,90 32,85	FT430 SYL V43SYL	FT430 PN-HL FT430 PN	FT430	FT430 LD FT430-B22 FT430-60B22	-	FT430 FL	-	-	FT430 WN	430	
151 5,94"	152 5,98"	349 13,74"	18,30 40,34	FT510 SYL V43SYL	FT510 PN-HL FT510 PN	FT510	FT510 LD FT510-B22	-	FT430 FL	-	-	FT510 WN	510	

F Flare Ancho



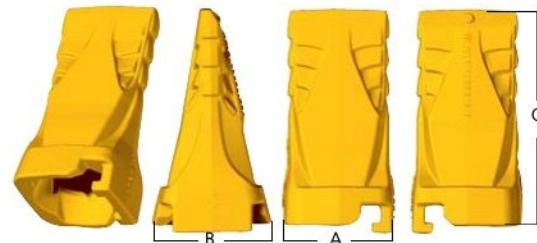
mm.				REF	Cross R									C
A	B	C												
91 3,58"	106 4,17"	210 8,27"	4,6 10,14	FT230 F V23S5F	FT1923 PN	FT230	FT230 BL	FT230 FL	-	-	FT230-25 BO16 FT230-30 BO16	FT230-25 BOC23 FT230-30 BOC19	FT230 WN	230
101 3,98"	116 4,57"	259 10,20"	7,0 15,4	FT290 F V29S6F	FT290 PN	FT290	-	FT290 FL	FT290	-	FT290-35 BO16 FT290-40 BO16	FT290-35 BOC23 FT290-40 BOC23	FT290 WN	290
114 4,49"	126 4,96"	283 11,14"	10,4 22,9	FT330 F V33S7F	FT330 PN	FT330	-	FT330 FL	FT330 FT330-B22	-	-	-	FT330 WN	330
128 5,04"	144 5,67"	310 12,20"	15,0 33,1	FT390 F V39S8F	FT390 PN	FT390	-	FT390 FL	FT390	-	-	-	FT390 WN	390
144 5,67"	157 6,18"	348 13,70"	19,6 43,21	FT430 F V43S9F	FT430 PN	FT430	-	FT430 FL	FT430 FT430-B22 FT430-60B22	-	-	-	FT430 WN	430
151 5,94"	165 6,50"	384 15,12"	27,5 60,6	FT510 F V51S10F	FT510 PN	FT510	-	-	FT510 FT510-B22	FT510 C	-	-	FT510 WN	510

RC Rock Chisel Cincel Roca



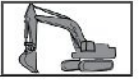
mm.			KG	REF	Cross Ref	Image	Image				Image
A	B	C					FT330	FT390	FT430	FT510	
111 4,37"	126 4,96"	262 10,31"	8,00 330	FT330 RC	V33SD	FT330 PN	FT330	-	-	FT330 WN	330
128 5,04"	143 5,63"	294 11,57"	11,60 25,57	FT390 RC	V39SD SD8PR	FT390 PN	FT390	-	-	FT390 WN	390
140 5,51"	157 6,18"	326 12,83"	16,10 330	FT430 RC	V43SD SD9PR	FT430 PN	FT430	-	-	FT430 WN	430
152 5,98"	165 6,50"	374 14,72"	21,30 46,96	FT510 RC	V51SD V51SDX	FT510 PN	FT510	-	FT510 C	FT510 WN	510
165 6,50"	178 7,01"	402 15,83"	26,20 330	FT590 RC	V59SD V59SDX	FT590 PN	FT590	-	FT590 C	FT590 WN	590
170 6,69"	198 7,80"	429 16,89"	32,50 71,65	FT610 RC	V61SD V61SDX	FT610 PN	FT610	FT610 CST	FT610 C	FT610 WN	610
205 8,07"	219 8,62"	470 18,50"	46,50 102,51	FT690 RC	V69SD	FT690 PN	FT690	FT690 CST	FT690 C	FT690 WN	690
224 8,82"	237 9,33"	500 19,69"	57,90 127,65	FT710 RC	V71SD	FT710 PN	FT710	-	FT710 C	FT710 WN	710
267 10,51"	280 11,02"	576 22,68"	90,30 199,07	FT810 RC	V81SD	FT810 PN	FT810	FT810 CST	FT810 C	FT810 WN	810

I Impact Impacto




mm.			KG	REF	Cross Ref	Image	Image				Image		
A	B	C					FT230	FT290	FT330	FT390		FT430	FT510
73 2,87"	108 4,25"	193 7,60"	4,00 8,82	FT230 I	V23RYL	FT1923 PN	FT230	FT230 BL	-	-	FT230 WN	230	
92 3,62"	116 4,57"	222 8,74"	5,70 12,57	FT290 I	V29RYL	FT290 PN	FT290	-	-	FT290 WN	290		
107 4,21"	126 4,96"	240 9,45"	7,60 16,75	FT330 I	V33RYL	FT330 PN	FT330	-	-	FT330 WN	330		
127 5,00"	143 5,63"	267 10,51"	11,20 24,69	FT390 I	V39RYL	FT390 PN	FT390	-	-	FT390 WN	390		
144 5,67"	157 6,18"	293 11,54"	14,60 32,19	FT430 I	V43RYL	FT430 PN	FT430	-	-	FT430 WN	430		
151 5,94"	165 6,50"	324 12,76"	19,80 330	FT510 I	V51RYL	FT510 PN	FT510	-	FT510 C	FT510 WN	510		
165 6,50"	178 7,01"	353 13,90"	25,70 56,66	FT590 I	V59RYL	FT590PN	FT590	-	FT590 C	FT590 WN	590		
168 6,61"	196 7,72"	366 14,41"	28,10 61,95	FT610 I	V61RYL	FT610 PN	FT610	-	FT610 CST	FT610 C	FT610 WN	610	
219 8,62"	210 8,27"	415 16,34"	44,10 97,22	FT690 I	V69RYL	FT690 PN	FT690	-	FT690 CST	FT690 C	FT690 WN	690	
230 9,06"	237 9,33"	441 17,36"	54,20 119,49	FT710 I	V71RXL V71RYL	FT710 PN	FT710	-	FT710 C	FT710 WN	710		
267 10,51"	280 11,02"	510 20,08"	87,00 191,80	FT810 I	V81RXL V81RYL	FT810 PN	FT810	-	FT810 CST	FT810 C	FT810 WN	810	

TL Tiger Long Tiger Largo



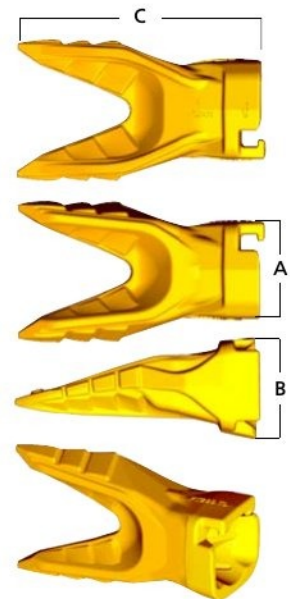
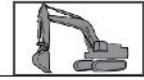
mm.				REF	Cross Ref						
A	B	C									
55 2,17"	67 2,64"	136 5,35"	0,84 1,85	FT130 TL	V13VY	FT1317 PN	FT130	FT130 BL	FT130 WN	130	
66 2,60"	69 2,72"	175 6,89"	1,30 2,87	FT170 TL	V17VY SD1 PE	FT1317 PN	FT170	FT170 BL	FT170 WN	170	
77 3,03"	96 3,78"	200 7,87"	2,50 330	FT190 TL	V19VY SD3 PE	FT1923 PN	FT190	FT190 BL	FT190 WN	190	
90 3,54"	107 4,21"	225 8,86"	3,50 7,72	FT230 TL	V23VY SD4 PE	FT1923 PN	FT230	FT230 BL	FT230 WN	230	
102 4,02"	116 4,57"	270 10,63"	5,00 11,02	FT290 TL	V29VY SD5 PE	FT290 PN	FT290	-	FT290 WN	290	
114 4,49"	126 4,96"	295 11,61"	6,90 15,21	FT330 TL	V33VY SD7 PE	FT330 PN	FT330	-	FT330 WN	330	
128 5,04"	143 5,63"	326 12,83"	9,70 21,38	FT390 TL	V39VY SD8 PE	FT390 PN	FT390	-	FT390 WN	390	
144 5,67"	157 6,18"	364 14,33"	13,60 29,98	FT430 TL	V43VY SD9 PE	FT430 PN	FT430	-	FT430 WN	430	

VTL Vector Tiger Long Vector Largo



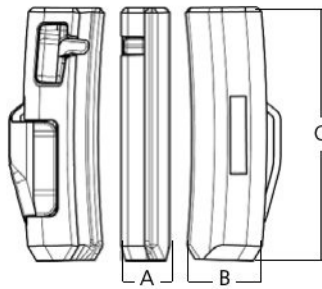
mm.				REF	Cross Ref						
A	B	C									
151 5,94"	165 6,50"	395 15,55"	17,50 38,58	FT510 VTL	V51VY V51VYH SD10PE	FT510 PN	FT510	-	FT510 C	FT510 WN	510
165 6,50"	178 7,01"	430 16,93"	22,80 330	FT590 VTL	V59VY V59VYH SD11PE	FT590 PN	FT590	-	FT590 C	FT590 WN	590
170 6,69"	198 7,80"	464 18,27"	27,80 61,29	FT610 VTL	V61VX SD12PE	FT610 PN	FT610	FT610 CST	FT610 C	FT610 WN	610
210 8,27"	219 8,62"	508 20,00"	40,30 88,84	FT690 VTL	V69VX	FT690 PN	FT692	FT690 CST	FT690 C	FT690 WN	690
230 9,06"	237 9,33"	550 21,65"	50,70 111,77	FT710 VTL	V71VX	FT710 PN	FT710	-	FT710 C	FT710 WN	710
265 10,43"	278 10,94"	642 25,28"	80,00 176,37	FT810 VTL	V81VX	FT810 PN	FT810	FT810 CST	FT810 C	FT810 WN	810

WTL Twin Tiger Long Largo Doble Punta WTL



mm.				REF	Cross Ref								C
A	B	C											
56 2,20"	65 2,56"	138 5,43"	0,90 1,98	FT130 WTL	-	-	FT130	FT130 BL				FT130 WN	130
66 2,60"	69 2,72"	175 6,89"	1,55 3,42	FT170 WTL	V17TVY	FT1317 PN	FT170	FT170 BL				FT170 WN	170
77 3,03"	96 3,78"	200 7,87"	2,90 330	FT190 WTL	V19TVY	FT1923 PN	FT190	FT190 BL				FT190 WN	190
90 3,54"	107 4,21"	225 8,86"	4,40 9,70	FT230 WTL	V23TVY	FT1923 PN	FT230	FT230 BL				FT230 WN	230
102 4,02"	116 4,57"	270 10,63"	5,80 12,79	FT290 WTL	V29TVY	FT290 PN	FT290					FT290 WN	290
114 4,49"	126 4,96"	295 11,61"	8,30 18,30	FT330 WTL	V33TVY	FT330 PN	FT330					FT330 WN	330
128 5,04"	143 5,63"	326 12,83"	11,85 26,12	FT390 WTL	V39TVY	FT390 PN	FT390					FT390 WN	390
144 5,67"	157 6,18"	364 14,33"	16,60 36,60	FT430 WTL	V43TVY	FT430 PN	FT430					FT430 WN	430
151 5,94"	165 6,50"	326 12,83"	21,40 47,18	FT510 WTL	V51TVY	FT510 PN	FT510			FT510 C		FT510 WN	510
165 6,50"	178 7,01"	364 14,33"	26,90 59,30	FT590 WTL	V59TVY	FT590 PN	FT590			FT590 C		FT590 WN	590
170 6,69"	198 7,80"	326 12,83"	34,65 76,39	FT610 WTL	V61TVP	FT610 PN	FT610			FT610 C	FT610 CST	FT610 WN	610

PN Twister Pin Pasador Twister



mm.				REF	Fig	Cross Ref	
A	B	C					
9,5 0,37"	17 14	47,5 1,87"	0,03 0,07	FT1317 PN	1	V13-17PN	130 170
11,3 0,44"	16,7 0,66"	53,1 2,09"	0,04 0,09	FT1923 PN	1	V23PN	190 230
13,8 0,54"	21,5 0,85"	74,9 2,95"	0,14 0,31	FT290 PN	1	V29PN	290
15,7 0,62"	23,5 0,93"	86,1 3,39"	0,16 0,35	FT330 PN	1	V33PN	330
17,8 0,70"	25,8 1,02"	95,1 3,74"	0,21 0,46	FT390 PN	1	V39PN	390
19,7 0,78"	33,1 1,30"	104,9 4,13"	0,29 0,64	FT430 PN	1	V43PN	430
21,3 0,84"	27 1,06"	112 4,41"	0,35 0,77	FT510 PN	2	V51PN	510
21,7 0,85"	28,9 1,14"	120 4,72"	0,40 0,88	FT590 PN	2	V59PN	590
21,6 0,85"	23 0,91"	131 5,16"	0,60 1,32	FT610 PN	2	V61PN	610
27 1,06"	33,7 1,33"	146 5,75"	0,73 1,61	FT690 PN	2	V69PN	690
29 1,14"	36,8 1,45"	160 6,30"	0,78 1,72	FT710 PN	2	V71PN	710
31,8 1,25"	39,6 1,56"	187 7,36"	1,10 2,43	FT810 PN	2	V81PN	810

Fig 1



Fig 2



FUTURA TWISTER PINS could be re-used several times and are designed to be used with other SuperV® products in the market

Gracias a la calidad de su acero, los pasadores TWISTER pueden ser re-utilizados varias veces. Están diseñados para poder ser utilizados con otros productos SuperV® y alternativos del mercado

HPN Hot Slag Twister Pin Pasador Twister para Escoria Caliente



Special HOT SLAG TWISTER PINS

Pasadores especiales para trabajo con escoria caliente.

mm.				REF	Fig	Cross Ref	
A	B	C					
17,6 0,69"	25,9 1,02"	95,9 3,78"	0,25 0,55	FT390 HPN	3	V39HPN	390
19,5 0,77"	29,8 1,17"	105,8 4,17"	0,34 0,75	FT430 HPN	3	V43HPN	430
21 0,83"	33,5 1,32"	112,6 4,43"	0,40 0,88	FT510 HPN	4	V51HPN	510
21,5 0,85"	34 1,34"	120,9 4,76"	0,45 0,99	FT590 HPN	4	V59HPN	590
21,7 0,85"	34,5 1,36"	130,3 5,13"	0,50 1,10	FT610 HPN	4	V61HPN	610
26,2 1,03"	40 1,57"	153,4 6,04"	0,85 1,87	FT6971 HPN	4	V69HPNA	690 710

Fig 3



Fig 4



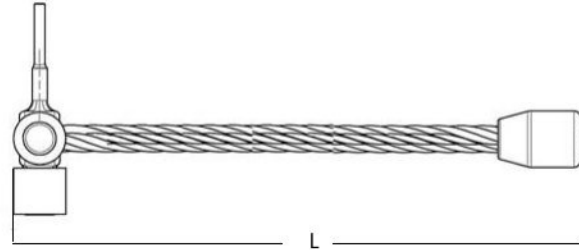
Standard Pin Extraction Tools Herramientas Extractoras Pasadores Standard



EXTFT-1333

EXTFT-3961

EXTFT-6981



mm.		KG	REF	
L				
420 16,54"	1,80 3,97		EXTFT-1333	130 to 330
420 16,54"	2,40 5,29		EXTFT-3961	390 to 610
702 27,64"	4,30 9,48		EXTFT-6981	669 to 810