



**Bold part number,
available product**
Other part numbers
please consult

**Referencia en negrita
producto disponible**
Otras referencias
consúltenos

COMPATIBLE WITH HENSLEY XS[®]

COMPATIBLE CON HENSLEY XS[®]



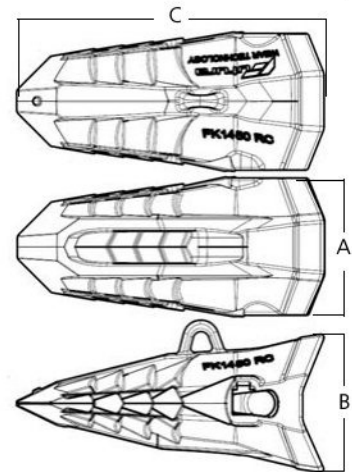
							
RC	RPHD	TL	SYL	WC	X	PN	
FHX850 RC XS85RC		FHX850 TL XS85TV	FHX850 SYL XS85SYL		FHX850-75 1275XS85	FHX850 PN	850
FK1150 RC XS115RC	FK1150 RPHD XS115RP2	FK1150 TL XS115TV			FK1150-90 350XS115	FK1150 PN2 FK1150 PN	1150
FK1220 RC XS122RC		FK1220 TL XS122TV					1220
FK1450 RC XS145RC	FK1450 RPHD XS145RP2	FK1450 TL XS145TV		FK1450 WC WC1450	FK1450-120 443XS145	FK1450 PN2 FK1450 PN	1450
FK1520 RC XS152RC		FK1520 TL XS152TV					1520
FK2500 RC XS250RC		FK2500 TL XS250TV		FK2500 WC WC2500	FK2500-140 255XS250	FK2500 PN	2500
FK2520 RC XS252RC		FK2520 TL XS252TV					2520
FK3400 RC XS340RC		FK3400 TL XS340TV		FK3400 WC WC3400	FK3400 140XS340	FK3400 PN	3400
FK3420 RC XS342RC		FK3420 TL XS342TV					3420





RC Rock Chisel Diente Cincel Roca RC

WEAR FACTOR | DESGASTE

PENETRATION | PENETRACIÓN

IMPACT | IMPACTO



mm.				REF	Cross Ref			
A	B	C						
206 8,11"	183 7,20"	453 17,83"	28,60 63,05	FHX850 RC	XS85 RC	FHX850 PN	FHX850-75	850
245 9,65"	199 7,83"	507 19,96"	48,40 106,70	FK1150 RC	XS115 RC	FK1150 PN2 FK1150 PN	FK1150-90	1150
259 10,20"	233 9,17"	549 21,61"	62,00 136,68	FK1450 RC	XS145 RC	FK1450 PN2 FK1450 PN	FK1450-120	1450
295 11,61"	257 10,12"	601 23,66"	90,00 198,41	FK2500 RC	XS250 RC	FK2500 PN	FK2500-140	2500
259 10,20"	233 9,17"	549 21,61"	117,90 259,92	FK3400 RC	XS340 RC	FK3400 PN	FK3400	3400



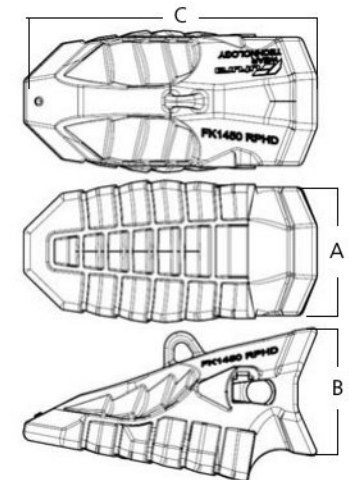
**FOR
ROUND
NOSE
PARA NARIZ
REDONDA**





RPHD Rock Penetration HD Diente Penetración Roca HD


WEAR FACTOR | DESGASTE

PENETRATION | PENETRACIÓN

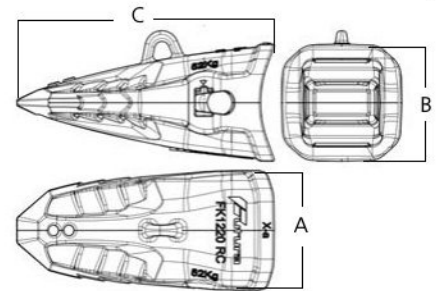
IMPACT | IMPACTO



mm.				REF	Cross Ref			
A	B	C						
245 9,65"	199 7,83"	507 19,96"	71,20 156,97	FK1150 RPHD	XS115RPHD	FK1150 PN2 FK1150 PN	FK1150-90	1150
259 10,20"	233 9,17"	549 21,61"	107,60 237,21	FK1450 RPHD	XS145RPHD	FK1450 PN2 FK1450 PN	FK1450-120	1450



RC Rock Chisel Diente Cincel Roca RC

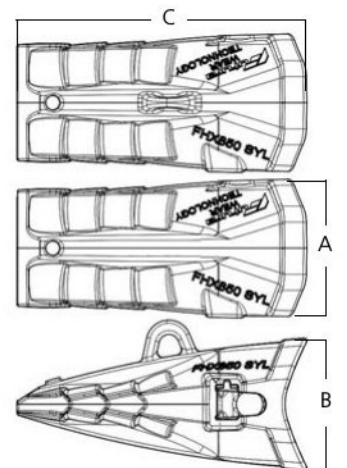


mm.				REF	Cross Ref		
A	B	C					
224 8,82"	219 8,62"	480 18,90"	52,00 114,64	FK1220 RC	XS122RC FK1150 PN2 FK1150 PN		1220
253 9,96"	240 9,45"	535 21,06"	72,00 158,73	FK1520 RC	XS152RC FK1450 PN2 FK1450 PN		1520
285 11,22"	293 11,54"	597 23,50"	113,00 249,12	FK2520 RC	XS252RC FK2500 PN		2520
285 11,22"	315 12,40"	621 24,45"	121,00 266,75	FK3420 RC	XS342RC FK3400 PN		3420



**FOR
 SQUARE
 NOSE
 PARA NARIZ
 CUADRADA**

SYL SYMMETRIC Diente Simétrico SYL



mm.				REF	Cross Ref			
A	B	C						
192 7,56"	185 7,28"	403 15,87"	29,00 63,93	FHX850 SYL	XS85SYL FHX850 PN FHX850 PN			850

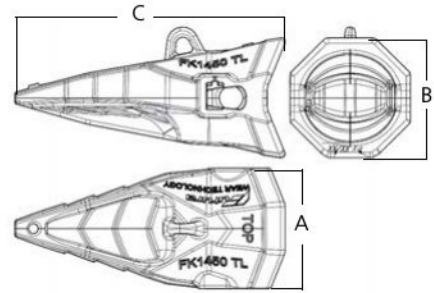


TL Tiger Long Diente TL


WEAR FACTOR | DESGASTE

PENETRATION | PENETRACIÓN

IMPACT | IMPACTO

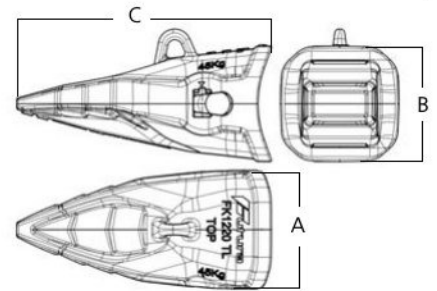


mm.				REF	Cross Ref			
A	B	C						
192 7,56"	192 7,56"	440 17,32"	26,00 57,32	FHX850 TL	XS85TV	FHX850 PN	FHX850-75	850
214 8,43"	219 8,62"	485 19,09"	38,50 84,88	FK1150 TL	XS115 TL	FK1150 PN2 FK1150 PN	FK1150-90	1150
240 9,45"	239 9,41"	540 21,26"	51,50 113,54	FK1450 TL	XS145 TL	FK1450 PN2 FK1450 PN	FK1450-120	1450
280 11,02"	275 10,83"	612 24,09"	84,00 185,19	FK2500 TL	XS250 TL	FK2500 PN	FK2500-140	2500
0,00"	0,00"	0,00"	0,00	FK3400 TL	XS340 TL	FK3400 PN	FK3400	3400



**FOR
ROUND
NOSE
PARA NARIZ
REDONDA**

TL Tiger Long Diente TL



mm.				REF	Cross Ref		
A	B	C					
224 8,82"	219 8,62"	482 18,98"	45,00 99,21	FK1220 TL	XS122TL	FK1150 PN2 FK1150 PN	1220
253 9,96"	240 9,45"	540 21,26"	62,00 136,68	FK1520 TL	XS152TL	FK1450 PN2 FK1450 PN	1520
285 11,22"	293 11,54"	615 24,21"	99,00 218,25	FK2520 TL	XS252TL	FK2500 PN	2520
0,00"	0,00"	0,00"	0,00	FK3420 TL	XS342TL	FK3400 PN	3420



**FOR
SQUARE
NOSE
PARA NARIZ
CUADRADA**

Excavator Adapter Portadientes Soldable Excavadora

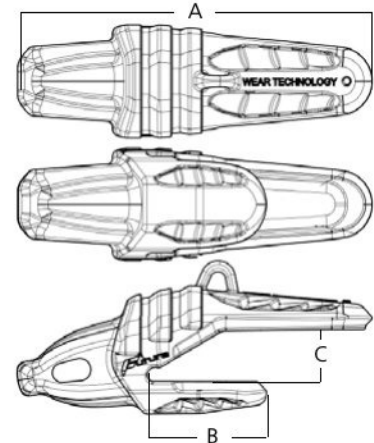
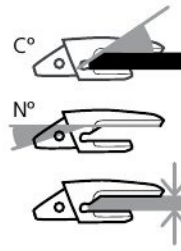


Fig. 1

Fig. 2

mm.												
A	B	C	C°	N°			REF	Cross Ref				
576 22,68"	190 7,48"	76,5 3,01"	30	10	75	3"	48,70 107,36	FHX850-75	1275XS85 1300XS85	FHX850 PN	Fig 1	850
644 25,35"	225 8,86"	93 3,66"	30	10	90	3,5"	62,70 138,23	FK1150-90	350XS115	FK1150 PN2 FK1150 PN	Fig 1	1150
644 25,35"	225 8,86"	93 3,66"					57,50 126,76	FK1150-90 LH	350XS115		Fig 3	
644 25,35"	225 8,86"	93 3,66"					57,50 126,76	FK1150-90 RH	350XS115		Fig 3	
722 28,43"	264 10,39"	125 4,92"	30	10	120	4,7"	105,00 231,48	FK1450-120	443XS145	FK1450 PN2 FK1450 PN	FK1450WC	1450
					140	5,5"	130,00 286,60	FK2500-140	255XS250	FK2500 PN	FK2500WC	2500
					160	6,3"	160,00 352,73	FK3400	140XS340	FK3400 PN	FK3400WC	3400

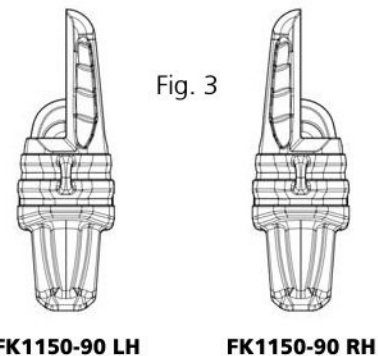
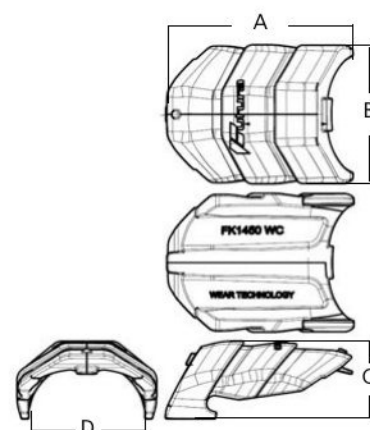


Fig. 3

FK1150-90 LH

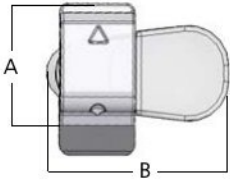
FK1150-90 RH

Wear Cap Protector Portadientes



mm.					REF	Cross Ref		
A	B	C	D					
319 12,56"	233 9,17"	133 5,24"	196 7,72"	15,00 33,07	FK1450 WC	WC1450	FK1450WC	1450
366 14,41"	263 10,35"	133 5,24"	213 8,39"	17,00 37,48	FK2500 WC	WC2500	FK2500WC	2500
391 15,39"	264 10,39"	152 5,98"	218 8,58"	23,00 50,71	FK3400 WC	WC3400	FK3400WC	3400

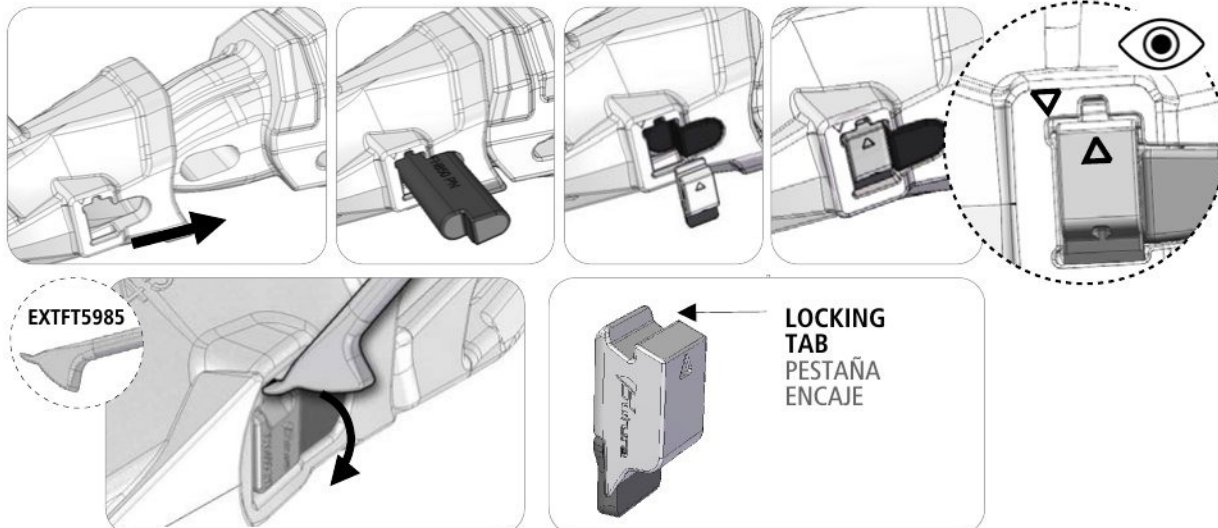
Hammerless Pin Pasador Hammerless



EXTFT5985
EXTRACTION
TOOL

mm.				REF	Cross Ref	Weight
A	B	L				
206 8,11"	183 7,20"	453 17,83"	2,13 4,70	FHX850 PN	XS85PX, XS85PC	850
245 9,65"	199 7,83"	507 19,96"	2,50 5,51	FK1150 PN2 FK1150 PN	XS115PX, XS115PC	1150 1220
259 10,20"	233 9,17"	549 21,61"	3,80 8,38	FK1450 PN2 FK1450 PN	XS145PX, XS145PC	1450 1520
295 11,61"	257 10,12"	601 23,66"	5,00 11,02	FK2500 PN	XS250PX, XS250PC	2500 2520
259 10,20"	233 9,17"	549 21,61"	5,50 12,13	FK3400 PN	XS3400PX	3400 3420

ASSEMBLY



EXTFT5985

**LOCKING
TAB
PESTAÑA
ENCAJE**