


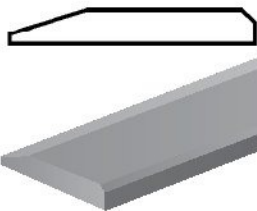
Steel Sections Perfiles

20-24 FEET LENGTHS

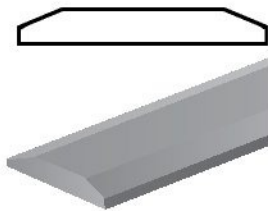
LARGOS DE 20 A 24 PIES




SINGLE BEVEL
420HB | 500HB
UN BISEL



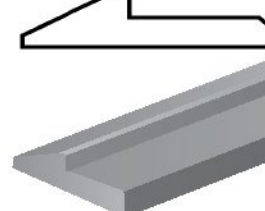
DOUBLE BEVEL
500HB
DOBLE BISEL



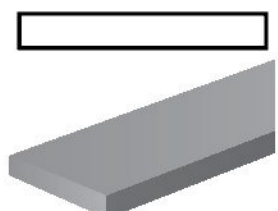
DRILLED DOUBLE BEVEL
500HB
DOBLE BISEL TALADRADO



HALF ARROW
500HB
MEDIA FLECHA

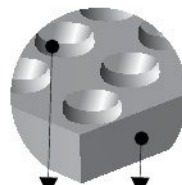



WEAR BARS
420HB | 500HB
BARRA



GROUSER BAR
Heat treatment

PERFIL DE REGLETA PARA RECREAR TEJA
Heat treatment

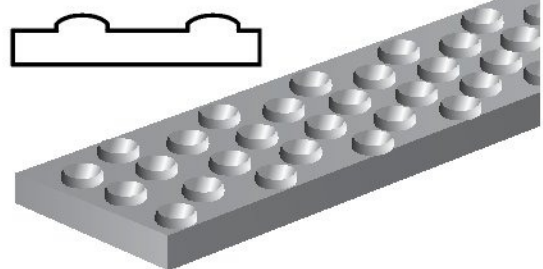


500HB
Wear Button
Botón

250HB
Bending Plate
Placa Soldadura

ARMORED BAR

250HB / 500HB
PERFIL DE BLINDAJE



250HB

Hardness	Dureza	220 HB max.
Yelding point	Elasticidad	460R _e - N/mm ²
Breaking point	Resistencia	680R _m - N/mm ²
Elongation	Alargamiento	19%
Resilience at -20°C	Resiliencia a -20°C	12J

420HB

Hardness	Dureza	380-450 HB
Yelding point	Elasticidad	1130R _e - N/mm ²
Breaking point	Resistencia	1440R _m - N/mm ²
Elongation	Alargamiento	11%
Resilience at -20°C	Resiliencia a -20°C	27J

500HB

Hardness	Dureza	470-540 HB
Yelding point	Elasticidad	1350R _e - N/mm ²
Breaking point	Resistencia	1720R _m - N/mm ²
Elongation	Alargamiento	9%
Resilience at -20°C	Resiliencia a -20°C	27J